

# UCG 100-12

12V 100AH

Deep Cycle Gel

# Ultracell®

'Quality in Every Language'

## UCG100-12



## Physical Specification

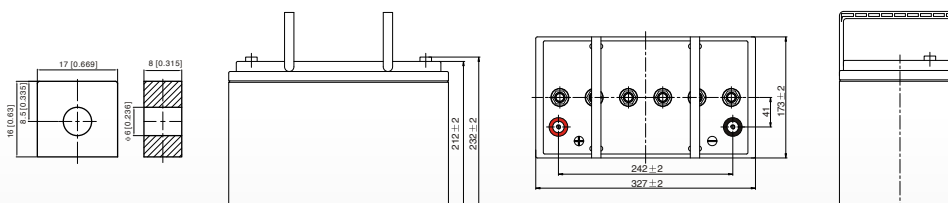
Part Number:	<b>UCG100-12</b>
Length:	<b>327 ± 2 mm (12.87 inches)</b>
Width:	<b>173 ± 2 mm (6.81 inches)</b>
Container Height:	<b>212 ± 2 mm (8.35 inches)</b>
Total Height (with terminal):	<b>232 ± 2 mm (9.13 inches)</b>
Approx Weight:	<b>Approx 31.0kg (68.4lbs)</b>

## Specifications

	Normal Voltage	12V
	Normal Capacity (20HR)	96.0AH
Terminal Type	Standard Terminal	F10
	Optional Terminal	-
Container Material	Standard Option	ABS
	Flame Retardant Option (FR)	ABS(UL94:VO)
Rated Capacity	96.0 AH/4.80A	(20hr, 1.80V/cell, 25°C / 77°F)
	90.0 AH/9.00A	(10hr, 1.75V/cell, 25°C / 77°F)
	80.0 AH/16.0A	(5hr, 1.75V/cell, 25°C / 77°F)
	69.6 AH/23.2A	(3hr, 1.75V/cell, 25°C / 77°F)
	55.0 AH/55.0A	(1hr, 1.67V/cell, 25°C / 77°F)
Max Discharge Current	1000A (5s)	
Internal Resistance	Approx 5.9mΩ	
Discharge Characteristics	Operating Temp. Range	Discharge: -20 ~ 55°C (-4 ~ 131°F)
		Charge: 0 ~ 40°C (32 ~ 104°F)
		Storage: -20 ~ 50°C (-4 ~ 122°F)
	Nominal Operating Temp. Range	25 ± 3°C (77 ± 5°F)
	Cycle Use	Initial Charging Current less than 24.0A Voltage 14.4V ~ 15.0V at 25°C (77°F) Temp. Coefficient -30mV/°C
	Standby Use	No limit on Initial Charging Current Voltage 13.5V ~ 13.8V at 25°C (77°F) Temp. Coefficient -20mV/°C
Capacity affected by Temperature	40°C (104°F) 103%	
	25°C (77°F) 100%	
	0°C (32°F) 86%	
Design Floating Life at 20°C	12 Years	
Self Discharge	Ultracell batteries may be stored for up to 6 months at 25°C(77F) and then a refresh charge is required. For higher temperatures the time interval will be shorter.	

## Dimensions

### F10 Terminal



ALL DATA IS SUBJECT TO CHANGE WITHOUT NOTICE

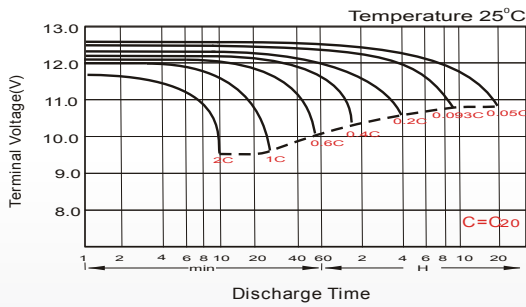
### Constant Current Discharge (Amperes) at 25°C (77°F)

F.V/Time	20 min	30 min	45 min	1h	2h	3h	4h	5h	6h	7h	8h	9h	10h	20h
1.85V/cell	84.6	66.4	50.7	42.4	26.9	20.5	17.0	14.7	12.3	10.9	9.8	8.96	8.47	4.61
1.80V/cell	96.9	74.2	55.9	46.8	29.1	22.0	18.0	15.4	12.9	11.4	10.3	9.42	8.85	4.80
1.75V/cell	108.9	81.6	60.4	50.1	30.9	23.2	18.9	16.0	13.3	11.8	10.6	9.7	9.00	4.90
1.70V/cell	117.3	87.4	64.1	53.0	32.7	24.2	19.5	16.5	13.8	12.2	10.9	10.0	9.23	4.96
1.67V/cell	122.1	90.8	66.4	55.0	33.6	24.9	20.0	16.8	14.0	12.3	11.1	10.1	9.34	5.01
1.60V/cell	132.3	97.2	71.3	58.4	34.9	25.9	20.7	17.4	14.4	12.6	11.3	10.3	9.53	5.08

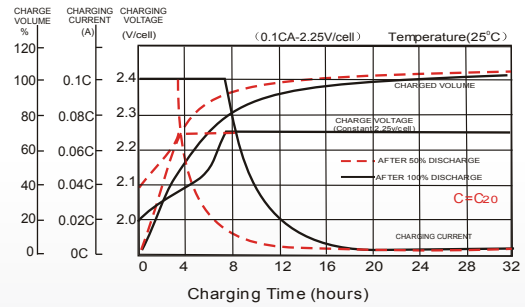
### Constant Power Discharge (Watts) at 25°C (77°F)

F.V/Time	20 min	30 min	45 min	1h	2h	3h	4h	5h	6h	7h	8h	9h	10h	20h
1.85V/cell	161.9	128.0	98.2	82.6	52.6	40.2	33.4	28.9	24.3	21.6	19.5	17.8	16.9	9.20
1.80V/cell	183.0	141.6	107.5	90.7	56.6	42.9	35.3	30.3	25.4	22.5	20.4	18.7	17.6	9.57
1.75V/cell	203.4	154.4	115.4	96.5	59.8	45.2	36.8	31.4	26.3	23.3	21.0	19.3	17.9	9.75
1.70V/cell	216.8	163.9	121.7	101.6	63.1	46.9	37.9	32.3	27.1	24.0	21.6	19.7	18.3	9.86
1.67V/cell	223.1	168.5	125.1	104.8	64.4	48.2	38.7	32.8	27.5	24.3	21.9	20.0	18.5	9.95
1.60V/cell	239.1	178.7	133.4	110.7	66.7	49.9	40.1	33.8	28.1	24.7	22.2	20.3	18.9	10.1

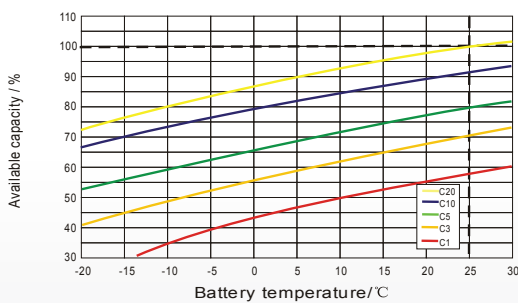
### Discharge Characteristics



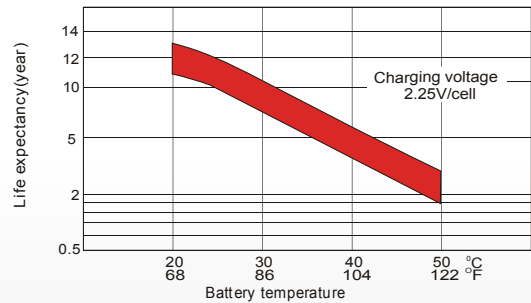
### Float Charging Characteristics



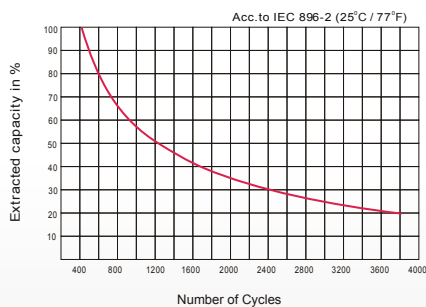
### Temperature Effects in Relation to Battery Capacity



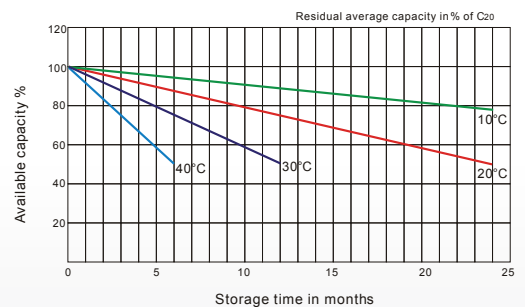
### Effect of Temperature on Long Term Float Life



### Cycle Life in Relation to Depth of Discharge



### General Relation of Capacity VS. Storage Time



ALL DATA IS SUBJECT TO CHANGE WITHOUT NOTICE